

# Luminous Textile gen2

Transforming spaces with ambient  
color-changing panels

# Luminous Textile gen2



# Luminous Textile gen2

Transforming spaces with ambient color-changing panels.



## In this guide:


Introduction	4
Luminous Textile gen2 features	8
Luminous Textile gen2 ease of assembly	11
Key features	12
Showcase	14
Specifications	18

# Create breathtaking interior spaces

Imagine creating a breathtaking interior with the power to attract and engage, comfort and delight, uplift and inspire. A space that blends light and dynamic content in one unique experience. One that is so flexible, you can change it to reflect every mood and moment.

Color Kinetics Luminous Textile gen2 enables you to create meaningful spaces with soft diffused colorful light—almost dreamlike in its ambience—enhancing the atmosphere. Achieve your vision and capture the essence of a space in a totally unique way.










# Bringing spaces to life

Luminous Textile gen2 is a boldly designed high-quality lighting system that integrates hundreds of RGB LEDs seamlessly within beautiful fabric panels. With this easy to assemble modular system you'll have endless ways to play with color, movement, and light, to express emotion, make a statement, and bring spaces to life.





# Transforming spaces with beautiful color-changing light.



Photography: Przemysław Blechman





## Magical retail

The longer people linger in-store, the more they're likely to buy. Luminous Textile gen2 creates magical effects everywhere from the front window to the fitting room. Creating stopping power, attracting glances, enhancing the personality of a brand, reinforcing its identity and guiding shoppers effortlessly through the store. It is also a welcome distraction, reducing the perception of waiting times in the fitting room or at the checkout, enhancing the shopping experience even further.

## Inspirational offices

Modern offices can feel cold and impersonal. Luminous Textile gen2 is the perfect way to emphasize the personality of your company while adding warmth. Stimulate creativity, energize office life, improve concentration, and promote wellbeing.

## Soothing healthcare

Hospital visits make people feel anxious. De-stress waiting areas and create a positive distraction with soothing, dynamic video content. Patients can relax, staff feel energized, and treatment goes more smoothly. Luminous Textile gen2 makes everyone feel better about a stay in hospital.

## Enchanting hospitality

Create an enchanting experience that will enhance hotels, bars, and restaurants. Help hotel guests to wake up naturally by showing a beautiful sunrise in the breakfast room. Transform a restaurant into an alfresco dining experience with a stunning outdoor scene. Or turn up the pace in bars and clubs with cool and colorful dynamic content. With Luminous Textile gen2 you can even take conference rooms from boring to inspirational.



# Play with dynamic content

Create stopping power for your shop, turn your restaurant into an intimate space, or change the perspective of time spent in a waiting room with the perfect dynamic video content displayed on your Luminous Textile gen2 panel. Use videos from our on-line library or upload your own video (dynamic video content) with our software.



# Easy assembly

Luminous Textile gen2 was designed with easy assembly in mind. Here's a quick overview.



## 1. Frame

Once you've chosen the perfect Luminous Textile gen2 size follow the **Installation Instructions** as you assemble the four extruded aluminum frames that outline each unit.



## 2. Crossbars

Next, insert and rotate the Crossbars (inner steel frame) into the frame with Crossbar Assembly Kits. The crossbars support the LED modules and ties the Luminous Textile gen2 together.




## 3. LED Modules

Place the LED Modules into place, and attach to the Crossbars and the frame. Each LED module is wired together with plug-and-play connectors and then to the Luminous Textile gen2 Power Supply.



## 4. Power Supply and Controller

Connect the LED Modules to the Luminous Textile gen2 Power Supplies, and Controller. Connect to mains power and to the iPlayer 4 Controller once the luminaire is installed.



## 5. Mounting

Choose either Mounting Brackets (wall or ceiling) or Suspension Mounting (ceiling) options which attach to the frame. For smaller sizes move the luminaire into position and attach to the infrastructure, or for larger luminaires build in-position. Connect Power Supply to mains power and control to iPlayer4 Controller.



## 6. Fabric

Wearing gloves, clean the Luminous Textile gen2 frame carefully. Unpack and lay the fabric out near the Frame. Insert the silicone bead into the Frame channel corners first, then all around the edge, smoothing the fabric.

Hoist into final position and enjoy your Luminous Textile gen2.

See Installation Instructions for complete assembly details, tips and important warnings.



# Take a closer look

## Inspire your creativity

Luminous Textile gen2 is a revolutionary way to enhance interiors with light, and dynamic content. A combination of multi-colored LEDs within textile panels that gives you the ultimate creative freedom.

---

## A unique solution

Luminous Textile gen2 panels are simple to assemble and install, come in a wide range of sizes, and can be arranged in infinite ways so you can orchestrate your own composition.

---

## Sustainable

Both OneSpace gen2 and Luminous Textile gen2 were designed with an emphasis on modular design with over 70% of the components common in both luminaires.

This enables easy repair, service, and parts replacement extending the luminaire's lifespan and reducing waste.

---

## Easy to maintain

Every luminaire arrives with a individually sized single piece of fabric that is easy to install, launder, and replace.



**Beautifully moving light**

With its 60 mm (2.3 in) pixel pitch and soft fabric diffuser Luminous Textile gen2 is built for soft diffused colorful light, creating a very special dreamlike quality and unique ambience.

**Framing dynamic artwork**

The bold shape of Luminous Textile gen2 features an ultra-thin black frame, perfectly outlining the color-changing content that fills the frame right up to the edge.

**Simply powerful control**

Supporting thousands of nodes across one panel or many with iPlayer 4 the Ethernet-based (KiNET) controller for Luminous Textile gen2.

**Easy to assemble and install**

All-new modular design allows quick delivery and transportation in easy-to-ship sized boxes. Luminous Textile gen2 delivers all the building blocks and guidance you need for easy on-site assembly.



# Attracting attention



Photo: The NH Collection Madrid Colón

Luminous Textile gen2 creates magical effects everywhere from the front window to the fitting room.

Creating stopping power, attracting glances, and enhancing the personality of a brand. It is also a welcome distraction, reducing the perception of waiting times in the fitting room or at the store checkout.



# Magical memorable spaces



Create unforgettable experiences for your guests.

From natural sunrises in breakfast rooms to stunning outdoor scenes in restaurants, and even vibrant moving images in bars and clubs. Turn boring conference rooms inspirational, or intimate.

# Illuminating workspace




Photography: Przemysław Blechman

Create a welcoming office environment or a truly stunning visual experience, or both.

With Luminous Textile gen2. With dynamic video content provide a one-of-a-kind ambiance that supports your employees' productivity and satisfaction.



# A welcoming atmosphere



Luminous Textile gen2  
in reception areas.

Creates a welcoming and calming atmosphere for visitors and employees alike, putting people at ease and adding to the overall ambiance of the space.



# Specifications

Summary values shown below. Exact details can be found on the respective specification sheets.

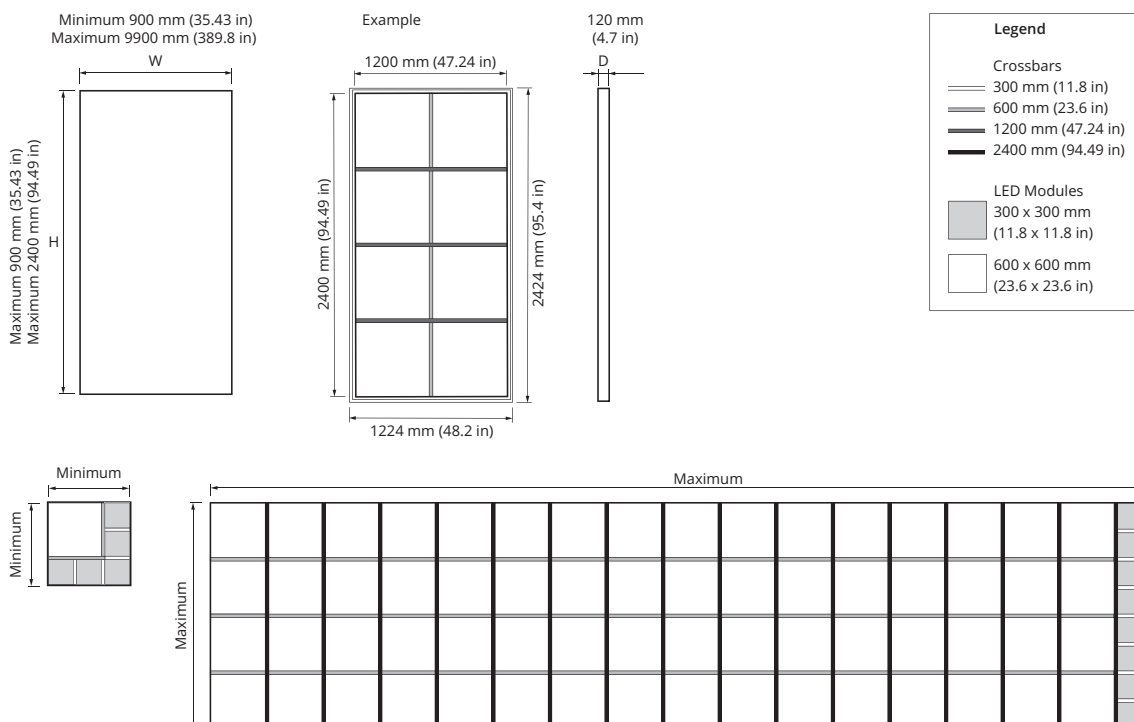
Products	Power	Lumens	On-Axis Candela (all channels full on)
Luminous Textile gen2, RGB	54 W/m <sup>2</sup> (5.0 W/ft <sup>2</sup> )	Lumens (all on) 700 lm/m <sup>2</sup> (65 lm/ft <sup>2</sup> ) Lumens @ 4000 K 800 lm/m <sup>2</sup> (75 lm/ft <sup>2</sup> )	248 cd/m <sup>2</sup> (2.3 lm/ft <sup>2</sup> )

## General information

Viewing Angle	162°
LED Channels	Red/Green/Blue
Node Quantity	100 per 600 x 600 mm (23.6 x 23.6 in) per LED Module 25 per 300 x 300 mm (11.8 x 11.8 in) per LED Module
Pixel Pitch	60 mm (2.36 inch)
Input Voltage	24 VDC via 100W, XI100C410V024FNS1, UL Power Supply or 24 VDC via 100W, CE SELV Power Supply
Housing Material	Extruded aluminium frame, black finish
Lensing Material	Light-diffusing white fabric
Approbations	UL Class 2 (LED Modules) CE Class III luminaire
Environment	Dry/Damp Location, IP20
Weight	13.95 to 215.98 kg (30.75 to 476.15 lb) <i>Specific weights are available on component lists.</i>
Dimensions	929 x 929 x 113 to 2429 x 9932 x 113 mm (36.6 x 36.6 x 4.4 to 95.6 x 391.0 x 4.4 in) <i>Specific dimensions are available on component lists.</i>

## Dimensions

See specification sheet for exact dimensional drawings.




# Components

To ensure a complete Luminous Textile gen2 luminaire order the quantities of every component listed on the specific size specification sheet at [www.colorkinetics.com/global/products/rgb/luminous-textile-gen2](http://www.colorkinetics.com/global/products/rgb/luminous-textile-gen2)

Components	Item 12NC
Luminous Textile gen2 LED Module, RGB, 600 x 600 mm (23.6 x 23.6 in)	910505102616
Luminous Textile gen2 LED Module, RGB, 300 x 300 mm (11.8 x 11.8 in)	910505102617
Luminous Surfaces Crossbar, Extruded Aluminium, 300 mm (11.8 in)	913705200359
Luminous Surfaces Crossbar, Extruded Aluminium, 600 mm (23.6 in)	913705200360
Luminous Surfaces Crossbar, Extruded Aluminium, 900 mm (35.4 in)	913705200361
Luminous Surfaces Crossbar, Extruded Aluminium, 1200 mm (47.25 in)	913705200362
Luminous Surfaces Crossbar, Extruded Aluminium, 1500 mm (59.1 in)	913705200363
Luminous Surfaces Crossbar, Extruded Aluminium, 1800 mm (70.9 in)	913705200364
Luminous Surfaces Crossbar, Extruded Aluminium, 2100 mm (82.7 in)	913705200365
Luminous Surfaces Crossbar, Extruded Aluminium, 2400 mm (94.5 in)	913705200366
Luminous Surfaces Corner Assembly Kit, 4 Brackets, Hardware	913705200369
Luminous Surfaces Crossbar Assembly Kit, 2 Brackets, Hardware	913705200370
Luminous Surfaces Frame Connection Kit, Bracket, Hardware	913705200371
Luminous Surfaces Frame, Extruded aluminium, Black, 900 mm (35.4 in)	913705200674
Luminous Surfaces Frame, Extruded aluminium, Black, 1200 mm (47.2 in)	913705200675
Luminous Surfaces Frame, Extruded aluminium, Black, 1500 mm (59.1 in)	913705200676
Luminous Surfaces Frame, Extruded aluminium, Black, 1800 mm (70.9 in)	913705200677
Luminous Surfaces Frame, Extruded aluminium, Black, 2100 mm (82.7 in)	913705200678
Luminous Surfaces Frame, Extruded aluminium, Black, 2400 mm (94.5 in)	913705200679
Luminous Textile gen2 Reflective Insert, Extruded Aluminium, 600 mm (23.6 in)	913705200736
Luminous Textile gen2 Reflective Insert, Extruded Aluminium, 900 mm (35.4 in)	913705200737
<b>Mounting Option (pick one)</b>	
Luminous Surfaces Mounting Bracket Kit, 4 Brackets, Hardware	913705200688
Luminous Surfaces Mounting Suspension Kit, 4 Cables, Hardware	913705200075
<b>Power Supply, for UL installations</b>	
Luminous Surfaces Power Supply, 100W, 24 VDC, XI100C410V024FNS1, UL	929000771913
Power Supply Enclosure, (required for UL installations)	913705200739
<b>Power Supply, for CE installations</b>	
Power Supply Crossbar Bracket, (fits 2 Power Supplies per bracket)	913705200738
Luminous Surfaces Power Supply, 100W, 24 VDC, CE	929002105880
See the Luminous Textile gen2 Fabric Specification Sheet for exact 12NCs	

## For further information

Complete details including Installation Instructions, Component lists, .ies file, and product drawing, can be found on the product page.



## Luminous Textile gen2 Family



© 2024 Signify Holding. All rights reserved. The information provided herein is subject to change, without notice. Signify does not give any representation or warranty as to the accuracy or completeness of the information included herein and shall not be liable for any action in reliance thereon. The information presented in this document is not intended as any commercial offer and does not form part of any quotation or contract, unless otherwise agreed by Signify.

All trademarks are owned by Signify Holding or their respective owners.

Cover photography credits: **Przemysław Blechman**



[www.colorkinetics.com](http://www.colorkinetics.com)